



EXPECT RESULTS

# SimMentor™

## Advanced Equipment Simulator Training Tool

[www.ImmersiveTechnologies.com](http://www.ImmersiveTechnologies.com)



INCREASE TRAINING THROUGHPUT  
INCREASE OPERATOR LEARNING RETENTION  
IMPROVE TRAINING CONSISTENCY

As an integral part of Immersive Technologies' Complete and Scalable Solution, SimMentor ensures operator throughput is maximized and simulation assets are used to maximum efficiency.

With the growing need in the mining industry for consistent, measurable and effective training, SimMentor delivers this through the three core functions of brief, de-brief, and live session display.



# SimMentor™

## Simulation Training Tools

### What is SimMentor?

SimMentor is a valuable training tool that provides three key training features: Briefing, Debriefing and Live Session Display available via a large touch screen monitor situated outside the simulator.

### SimMentor Benefits:



#### Increase Training Throughput

Increased training throughput is achieved as learners are prepared for the Advanced Equipment Simulator training sessions in advance and post session feedback is provided independent of the simulator, freeing up simulator time.



#### Increase Operator Learning Retention

Operator learning retention is increased by providing briefing prior to simulation training and debriefing afterwards. Briefing recalls previous learning relevant to the session. Debriefing enables trainers to provide post-session feedback including playing back the session in 3D which further reinforces operator learning. This holistic learning approach increases operator learning retention as it aligns with Adult Learning Principles.



#### Improve Training Consistency

SimMentor provides a streamlined pathway for providing Advanced Equipment Simulator training so operators get trained in a consistent manner. This structured approach not only increases training consistency but also training data reliability allowing fair comparison of results.



#### Remote Classroom Training

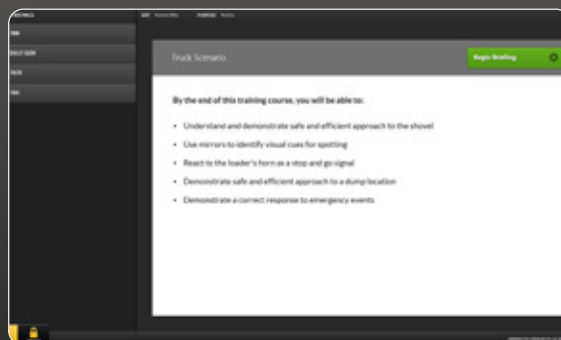
Remote display of 3D simulation view through a large screen monitor provides a classroom environment ideal for training multiple operators. This provides an open environment for group sharing and learning.

### How SimMentor

SimMentor networks with Advanced Equipment Simulators conduct briefing and debriefing sessions contributing to a live simulation session which provides for a classroom



Quick Navigation



List of Session Briefs



Session Briefing

# Works

to provide a streamlined training method for trainers to consistent and structured training pathway. It also displays environment ideal for training multiple operators.

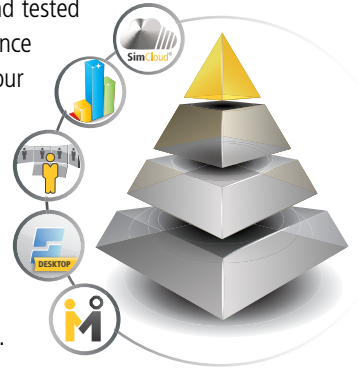


# TOOLS AND TECHNOLOGIES

Immersive Technologies is the proven and tested leader in delivering operational performance from your most valuable asset, "Your People."

Our complete solution, including a blended learning approach spanning eLearning to High Fidelity Simulators, coupled with tool and technologies to deliver measurable value is scalable to suit your demands now and in the future.

Our access to an extensive global operator performance database and cloud technology ensures our customers are always at the forefront of operator development.



**SimCloud™**  
Maintain complete visibility over your local or global simulation training via a secure website.




**Global Operator Benchmark**  
Benchmark your operators against global norms.



**Trainer Productivity Station**  
Do more with the experienced trainers you already have.



**SimDesktop**  
Analyze your operator development, data and configure scenarios anywhere, anytime.



Live Session Display

Session Debriefing

## AUSTRALIA

PERTH, WESTERN AUSTRALIA  
(Global Head Office)

Tel. +61 8 9347 9000  
Fax. +61 8 9347 9090  
Support Hotline: +61 8 9347 9099

Sales@ImmersiveTechnologies.com  
Support@ImmersiveTechnologies.com

## BRISBANE, QUEENSLAND

Tel. +61 7 3842 3600  
Fax. +61 8 9347 9090  
Support Hotline: +61 8 9347 9099

Sales@ImmersiveTechnologies.com  
Support@ImmersiveTechnologies.com

## AFRICA

### JOHANNESBURG, SOUTH AFRICA

Tel. +27 11 973 7900  
Fax. +27 11 973 7901  
Support Hotline: +27 11 973 7939

SalesAF@ImmersiveTechnologies.com  
SupportAF@ImmersiveTechnologies.com

## EUROPE

### BOCHUM, GERMANY

Tel. +49 151 4251 3297  
Support Hotline: +27 11 973 7939

SalesEU@ImmersiveTechnologies.com  
SupportEU@ImmersiveTechnologies.com

## NORTH AMERICA

### SALT LAKE CITY, UTAH

Tel. +1 801 748 0844  
Fax. +1 801 748 0840  
Support Hotline: +1 801 727 0766

SalesUSA@ImmersiveTechnologies.com  
SupportUSA@ImmersiveTechnologies.com

### CALGARY, ALBERTA, CANADA

Tel. +1 801 727 0736  
Support Hotline: +1 801 727 0766

SalesCA@ImmersiveTechnologies.com  
SupportCA@ImmersiveTechnologies.com

### VANCOUVER, BRITISH COLUMBIA, CANADA

Tel. +1 778 989 0992  
Support Hotline: +1 801 727 0766

SalesCA@ImmersiveTechnologies.com  
SupportCA@ImmersiveTechnologies.com

### MONTERREY, MEXICO

Tel. +52 (81) 1932 5572  
Support Hotline: +1 801 727 0766

SalesUSA@ImmersiveTechnologies.com  
SupportUSA@ImmersiveTechnologies.com

## LATIN AMERICA

### SANTIAGO, CHILE

Tel. +56 2 2246 8800  
Support Hotline: +56 2 2246 8804

SalesLA@ImmersiveTechnologies.com  
SupportLA@ImmersiveTechnologies.com

### LIMA, PERU

Support Hotline: +56 2 2246 8804

SalesLA@ImmersiveTechnologies.com  
SupportLA@ImmersiveTechnologies.com

## ASIA

### JAKARTA, INDONESIA

Tel. +62 21 2793 8535  
Support Hotline: +62 21 2793 8266

SalesID@ImmersiveTechnologies.com  
SupportID@ImmersiveTechnologies.com

### KOLKATA, INDIA

Tel. +91 (33) 2466 0248 / 0449  
Support Hotline: +62 21 2793 8266

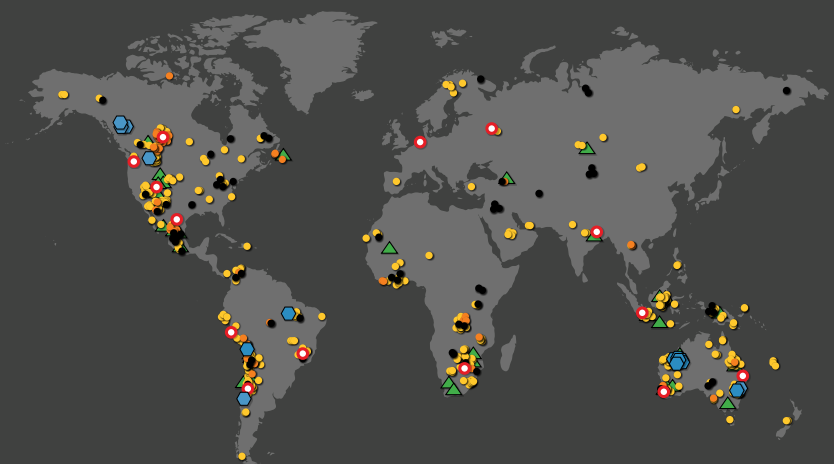
SalesIN@ImmersiveTechnologies.com  
SupportIN@ImmersiveTechnologies.com

## RUSSIA

### MOSCOW

Tel. +7 903 790 0961  
Support Hotline: +27 11 973 7939

SalesRU@ImmersiveTechnologies.com  
SupportRU@ImmersiveTechnologies.com



- Surface High Fidelity Simulators
- Underground High Fidelity Simulators
- Medium Fidelity Simulators
- ▲ Managed Services Customer
- Autonomous Haulage Site
- Immersive Technologies' Global Locations